

CityTrak 7T6:

„Compact on tracks for non-compromising professionals!“



FACTS

Whether in hard rocks of Scandinavia or recycling applications in Portugal, the CityTrak 7T6 makes an impression due to its simple and robust construction which is based on the CitySkid. After just a few minutes to set-up,

just four electrical motors and the hydraulic motor for the track drive are required to take the machine into operation. The CityTrak performs its duties simply and appreciatively. The operator is also appreciative when too large pieces of materials which are to be crushed can be safely fed-in and transported. In case of any problems, the CityTrak offers the best possible access on critical locations. The fact, that the moving

jaw and the discharge belt run in the same direction, ensures the optimal discharge of iron and minerals. Additional electricity consumers can be flexibly attached through two sockets. Apart from this, the CityTrak 7T6 can simply be supplied with external electricity as an option. A light barrier crusher control is supplied as standard for cost-saving crushing operations without the need for personnel.



CityTrak 7T6



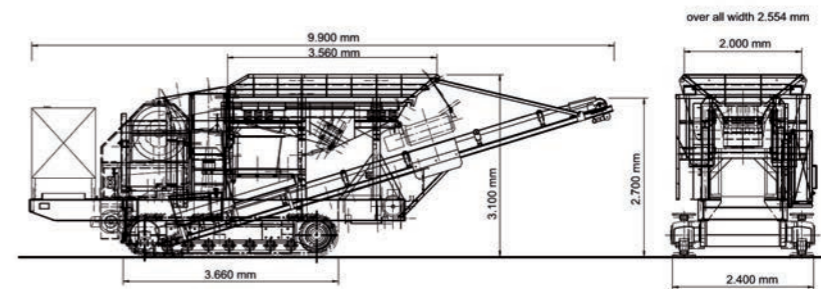
CONCLUSION

“Back to the roots”; finally a machine which does what it promises without any technical gimmicks. This machine quickly proves its worth.”

CityTrak 7T6 working/transport dimensions

side and front view in the working position

working:	
length:	9.900 mm
width:	2.554 mm
height:	3.100 mm
transport:	
length:	9.900 mm
width:	2.554 mm
height:	3.100 mm
weight:	
basic machine	
incl. magnet:	18.500 kg
add. side conveyor:	550 kg



DATA

Data:

- feed hopper: 3.500 x 2.000 mm

- feed chute: 3.000 x 650 mm
- feed opening: 700x500 mm
- discharge belt: belt width: 800 mm discharge height: 2.800 mm
- drive: 100 kVA diesel generator
- Magic Eye crusher control
- 2 platform areas

CityTrak 7T6 options:

- over-belt magnets
- side conveyor
- remote control
- spray device for dust suppression



Transport of the CityTrak 7T6







city equip
mineral processing

CityTrak 7T6



CityTrak 7T6

Well established, both nationally and internationally, in compact recycling and natural rock; the CityTrak 7T6 offers the best conditions for reducing coarse material to the desired grain size with low wear.

-  **Finest crushed grain mixture**
A 30 mm minimum CSS in a feed opening of 700x500 mm is proof of the immense ability to reduce the materials.
-  **Problem-free crushing operations**
Due to the optimal feed design, larger fragments are fed in without any blockages. There is no tapering at the discharge thanks to the 800 mm wide belt.
-  **Wheel loader or excavator feed**
The generously sized, 3,560 mm long hopper can accommodate both of these without any restrictions.
-  **Wage battles**
Magic Eye crusher control for automatic operations without personnel.



SCREENING We construct screening machines with specific features in semi-mobile and stationary form. Washing stations, de-watering plants and sand screens round off this unique supply range.



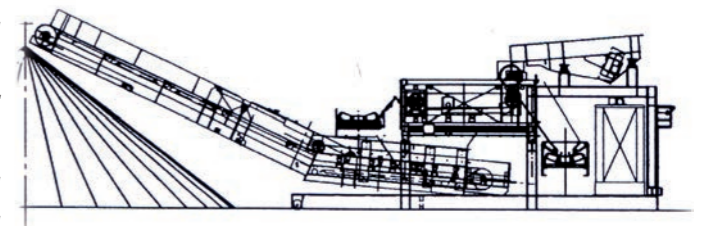
CRUSHING Attractive and no complicated technology, using simple linear concepts. Jaw crushing equipment, movable on tracks and skids, are supplied to customers in Germany and in the European states.



SIFTING Increasing quality demands and environmental restrictions require clean separation of light and heavy materials. Semi-mobile, track-mobile and stationary equipment concepts in different sizes conquer these challenges.



SORTING Ferrous and non-ferrous metals have experienced a rapid development in value. It is almost always worth sorting. Over-belt magnets, the magnetic drum and the container-mobile non-ferrous materials separating equipment pay for themselves in a short amount of time.



city equip
mineral processing

www.cityequip.com

Dealer: